

All range of Cast iron fireplaces

Product Code: 00000089

Weight: 0.00kg

Dimensions: 0.00cm x 0.00cm x 0.00cm

All range of Cast iron fireplaces



Description

The weight of the hearth basically is 150KG. The diameter of the smoke pipe is 15cm. The surface of the hearth is coated with American forest brand high heat resistant paint, which can withstands thermal stress up to 650° Celsius for a long time. It is environmentally friendly and not harmful to human health

2. The unique air curtain intake system above the stove door is cleverly combined with its texture; By controlling the cleaning degree of the glass in the furnace to improve the ornamental effect. At the same time, the reasonable air inlet design of the air curtain matches the multi-point air inlet in the furnace to ensure the full combustion of firewood in the furnace.
- 3, The stove has a tube or plate inside allowing fire burn again , through a separate intake system to intake air again to fill the oxygen in the furnace again, so that the dust is not burned fully can be burned again to improve thermal efficiency and achieve dust-free effect. (The oxygen needed for burning again is supplemented by air intake again, Apart from multi-point air intake and the guarantee of the secondary combustion, the secondary air intake can also produce the effect of automatic air curtain)
4. The fire-viewing glass is made of German company glass, which is immune from high temperature (up to 760?). It has good thermal radiation, especially short-wave infrared radiation transmittance, it is the fireplace in the burning process of the intense thermal radiation to bring people warmth. While watching the flames, you don't have to worry about sparks flying.

Product Gallery

All range of Cast iron fireplaces

MOKU



The weight of the hearth basically is 100KG. The diameter of the smoke pipe is 15cm. The surface of the hearth is coated with American level based high heat resistant paint, which can withstand thermal stress up to 650° Celsius for a long time. It is environmentally friendly and not harmful to human health.

HANS



The unique air curtain intake system above the stove door is cleverly combined with its texture. By controlling the clearing degree of the glass in the furnace to improve the environmental effect. At the same time, the reasonable air inlet design of the air curtain matches the multi-point air inlet in the furnace to ensure the full combustion of firewood in the furnace.

NICK



The stove has a tube or plate inside allowing fire burn again, through a separate intake system to intake air again, so that the dust is not burned fully can be burned again to improve thermal efficiency and achieve dust-free effect. (The oxygen needed for burning again is supplemented by air intake again. Apart from multi-point air intake and the guarantee of the secondary combustion, the secondary air intake can also produce the effect of automatic air supply.)

JOORGE

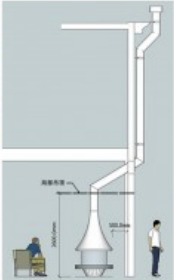




The fire-viewing glass is made of German company glass, which is immune from high temperature (up to 760 °C). It has good thermal radiation, especially short-wave infrared radiation transmittance. It is the fireplace in the burning process of the intense thermal radiation to bring people warmth. While watching the flames, you don't have to worry about sparks flying.

All kinds of Hanging fireplace smoke pipe accessories



Installation pipe direction



Notes for quotation:

1. The customer should measure and provide the height from the ground to the cement floor, the transverse distance from the cement floor to the outer wall, and the distance from the hole of the outer wall to the roof. There are three basic sizes.
2. Install a wood-burning fireplace, it is necessary to learn in advance whether the smoke pipe can be used to exhaust the exhaust gas at home and in which direction should the pipe toward.